

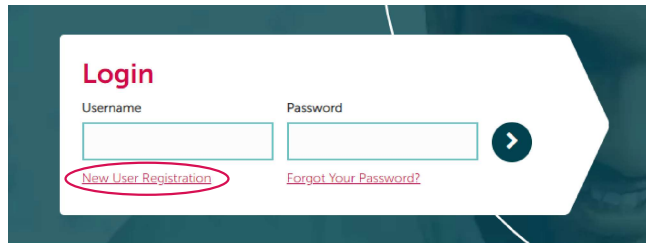


# YOUR.CT Self-Registration User Guide

Self-Registration enables you to create your own traveller profile. Once a profile has been created, you will be able to manage your profile in YOUR.CT and book all your travel using SAVI.

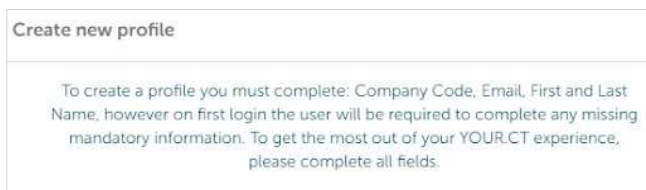
Login to YOUR.CT [www.yourct.com.au](http://www.yourct.com.au)

On the YOUR.CT login page, select New User Registration

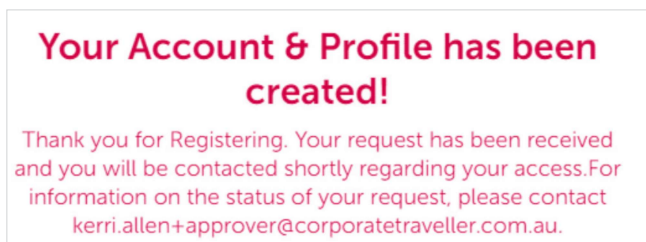


**Enter your Unique Company Code as per the email you received**

Complete the mandatory fields to create your profile.



You will receive a notification that your profile has been created. A request will be generated to your company contact for approval.



Once your profile has been approved you will receive an email advising that your account has been unlocked.

You can login via [www.your.com.au](http://www.your.com.au) and use the temporary password you receive in the email to login.

You will then be prompted to create a new password to activate your account

To login, please follow the link [www.yourct.com.au](http://www.yourct.com.au)

To learn how to use YOUR.CT via an interactive, self-directed e-module, please **click here**.

To learn how to use Savi via an interactive, self-directed e-module, please **click here**.

To learn more about the Sam:] mobile app, please click **here**